






# COASTAL MAINE BOTANICAL GARDENS

-  Wheelchair accessible paths
-  Wide paths
-  Narrow/uneven footpaths
-  Service roads (no foot traffic)


-  Steep incline
-  Sound Experience

-  Restroom
-  Gardenshop

-  Food
-  Water

-  Quiet Room

-  Tour Meets Here
-  Giant Troll

-  **SHUTTLE STOP:** Priority seating for guests with additional needs.

- 
- 



**ACCESSIBILITY:** The Lerner Visitor Center, Bosarge Education Center, and the central gardens are accessible to people of all abilities. Due to the nature of our property,

outlying areas may not be accessible to everyone. Ask at the information desk about options for getting around the Gardens, which include **courtesy shuttles, wheelchairs, scooters, and accessible cart tours.**